

PATHFINDER[®]

ADVENTURE PATH[™]



RUINS OF
AZLANT

PLAYER'S
GUIDE

PATHFINDER

ADVENTURE PATH

Author • Adam Daigle

Development Lead • Adam Daigle

Cover Artists • Eric Belisle and Hugh Pindur

Interior Artists • Eric Belisle, Paul Guzenko, Setiawan Lee, Valeriya Lutfullina, Caio Maciel Monteiro, Nikolai Ostertag, Anastasia Ovchinnikova, and Dmytro Sirenko

Page Border Design • Francesca Baerald

Creative Director • James Jacobs

Creative Design Director • Sarah E. Robinson

Executive Editor • James L. Sutter

Managing Developer • Adam Daigle

Development Coordinator • Amanda Hamon Kunz

Senior Developer • Robert G. McCreary

Organized Play Lead Developer • John Compton

Developers • Crystal Frasier, Jason Keeley, Mark Moreland, Joe Pasini, Owen K.C. Stephens, and Linda Zayas-Palmer

Managing Editor • Judy Bauer

Senior Editor • Christopher Carey

Editors • Lyz Liddell, Adrian Ng, and Lacy Pellazar

Lead Designer • Jason Bulmahn

Senior Designer • Stephen Radney-MacFarland

Designers • Logan Bonner and Mark Seifter

Art Director • Sonja Morris

Senior Graphic Designers • Emily Crowell and Adam Vick

Organized Play Manager • Tonya Woldridge

Publisher • Erik Mona

Paizo CEO • Lisa Stevens

Chief Operations Officer • Jeffrey Alvarez

Chief Financial Officer • John Parrish

Director of Sales • Pierce Watters

Sales Associate • Cosmo Eisele

Marketing Director • Jenny Bendel

Outreach Coordinator • Dan Tharp

Director of Licensing • Michael Kenway

Accountant • Christopher Caldwell

Data Entry Clerk • B. Scott Keim

Chief Technical Officer • Vic Wertz

Director of Technology • Dean Ludwig

Senior Software Developer • Gary Teter

Community & Digital Content Director • Chris Lambertz

Webstore Coordinator • Rick Kunz

Customer Service Team • Sharaya Copas,

Katina Davis, Sara Marie, and Diego Valdez

Warehouse Team • Laura Wilkes Carey, Will Chase,

Mika Hawkins, Heather Payne, Jeff Strand, and

Kevin Underwood

Website Team • Robert Brandenburg, Lissa Guillet,

Erik Keith, and Eric Miller



Introduction	3
Coming Together	4
Character Tips	4
Ruins of Azlant Campaign Traits	9
Joining You on the Voyage	12
Basic Aquatic Rules	13

REFERENCE

This book refers to several other Pathfinder Roleplaying Game products using the following abbreviations, yet these additional supplements are not required to make use of this book. Readers interested in references to Pathfinder RPG hardcovers can find the complete rules of these books available online for free at paizo.com/prd.

<i>Advanced Class Guide</i>	ACG
<i>Advanced Player's Guide</i>	APG
<i>Ultimate Combat</i>	UC

This product is compliant with the Open Game License (OGL) and is suitable for use with the Pathfinder Roleplaying Game or the 3.5 edition of the world's oldest fantasy roleplaying game.

Product Identity: The following items are hereby identified as Product Identity, as defined in the Open Game License version 1.0a, Section 1(e), and are not Open Game Content: All trademarks, registered trademarks, proper nouns (characters, deities, locations, etc., as well as all adjectives, names, titles, and descriptive terms derived from proper nouns), artworks, characters, dialogue, locations, plots, storylines, and trade dress. (Elements that have previously been designated as Open Game Content, or are exclusively derived from previous open game content, or that are in the public domain are not included in this declaration.)

Open Content: Except for material designated as Product Identity (see above), the game mechanics of this Paizo game product are Open Game Content, as defined in the Open Game License version 1.0a Section 1(d). No portion of this work other than the material designated as Open Game Content may be reproduced in any form without written permission.

Ruins of Azlant Player's Guide © 2017, Paizo Inc. All Rights Reserved. Paizo, Paizo Inc., the Paizo golem logo, Pathfinder, the Pathfinder logo, Pathfinder Society, Starfinder, and the Starfinder logo are registered trademarks of Paizo Inc.; Ironfang Invasion, Pathfinder Accessories, Pathfinder Adventure Card Game, Pathfinder Adventure Path, Pathfinder Adventures, Pathfinder Battles, Pathfinder Campaign Setting, Pathfinder Cards, Pathfinder Flip-Mat, Pathfinder Legends, Pathfinder Map Pack, Pathfinder Module, Pathfinder Pawns, Pathfinder Player Companion, Pathfinder Roleplaying Game, Pathfinder Tales, Ruins of Azlant, and Starfinder Adventure Path are trademarks of Paizo Inc.



Paizo Inc.
7120 185th Ave NE, Ste 120
Redmond, WA 98052-0577

paizo.com



RUINS OF AZLANT PLAYER'S GUIDE

INTRODUCTION


You have been selected for a very important expedition to the lost continent of Azlant! After hearing of the expedition, you applied for adventure, and those responsible for organizing the expedition selected you to join other colonists to stake claim to an island named Ancorato in the Arcadian Ocean.

The Ruins of Azlant Adventure Path begins with your characters standing on the deck of a ship after a long voyage to a newly founded colony called Talmandor's Bounty on an island in what is left of Azlant. The journey from Almas in Andoran to the island of Ancorato has taken 6 weeks aboard a ship called the *Peregrine*, and you and the other PCs have had a chance to get to know some

of the other colonists. (See page 12 for more information about these individuals.)

While the destruction of Azlant was a defining moment for the Inner Sea region, many people who live there these days know little of the ancient Azlanti. Some don't believe the tales unearthed after millennia of burial and regard them as myth. Those nonbelievers can't imagine a world so rich in magic that it was ubiquitous in Azlanti society, with everyday citizens benefiting from the culture's deep interest in magic and science.

Now is your chance to not only establish a foothold in this fabled and broken land, but also to potentially uncover valuable lost lore once held by one of history's most powerful and enigmatic cultures.



AM I GOING TO GET WET?

I'm not going to lie to you. Your characters are going to get wet during the course of this Adventure Path.

As much of Azlant now lies beneath the Arcadian Ocean, knowing how to swim and how to deal with the complications of underwater exploration is going to be important in this Adventure Path. While many of the character suggestions presented in this Player's Guide bring up aquatic adventuring, know that this isn't the primary focus of this Adventure Path and your character isn't going to be thrown into the deep end immediately. The main focus of this Adventure Path is exploring terra incognita, delving into ancient ruins, and uncovering strange and archaic magic that the world hasn't seen in thousands of years. However, that said, it's in your interest to future-proof your character into being good at dealing with some of the restrictions of fighting underwater.

COMING TOGETHER

Even though the *Peregrine* set sail from Almas, characters in this Adventure Path can hail from anywhere in the world, as long as they could make it to Almas to join up with the expedition.

Two major sponsors back the expedition: the government of Andoran and a finance company called the Bountiful Venture Company. The group already sent an initial ship to establish a colony named Talmandor's Bounty, and each character in this campaign is part of the second wave of colonists. Characters in this campaign had to apply for membership in the expedition, and were put through numerous interviews and screenings to select the best individuals for this wave of settlement.

Maybe you are a scholar who heard about the expedition and wanted to join up to further your own research. Perhaps for some reason you needed to get out of Andoran (or another nation) fast. Maybe you've always wanted to travel and see this as your chance. Maybe you've shown promise in a previous endeavor and now the company has recruited you for the colony. Maybe you've always loved the sea and the idea of a long voyage to a place few have visited sounds exciting. Whatever your motivation, you stood out to the leadership of the Bountiful Venture Company and won a spot on this expedition to establish a new colony in the ruins of Azlant.

During this campaign, you are going to be isolated on an island hundreds of miles away from the closest civilized port. Keep this in mind when planning out your character. You won't have great access to markets or services outside of the colony of Talmandor's Bounty. There might be some other colonist that can provide you with healing or magical or alchemical goods, but their wares are as restricted as yours will be. Through adventuring, you have the chance to come across new and fantastic treasures that can help you as you progress through this campaign.

CHARACTER TIPS

You're starting the Ruins of Azlant Adventure Path, but what kind of character should you play?

The following hints, tips, and suggestions are designed to help you create characters perfectly suited to conquering the threats and challenges the Adventure Path has in store for you and your party. The following suggestions are not exhaustive, and there are thousands of viable character concepts that can excel in this campaign. The suggestions listed in this guide are provided to give you an idea of what kind of environment and themes that show up in the Ruins of Azlant Adventure Path without spoiling the experience. They are not suggestions on how to create the most powerful and optimized character for the Pathfinder Roleplaying Game. For more discussions of character concepts for the Ruins of Azlant Adventure Path, visit the messageboards at paizo.com.

Something else to consider is that you should leave urban characters that are afraid to get dirty back home. This isn't the campaign for courtly intrigue, dainty dandies, or back alley skullduggery. There's no urban center in which to increase your fame, and characters that shine in the wilderness or excel at navigating caverns and dungeons are going to feel right at home in the Ruins of Azlant Adventure Path. This is not to say that you should show up to the table with a lone wolf character. The point of the expedition is to found a successful colony, so working with others is important (as always). Since all of the colonists are isolated far from civilization, getting along with each other is crucial to the long-term success of Talmandor's Bounty.

CLASSES, ARCHETYPES AND PRESTIGE CLASSES

As a thriving colony needs a wide range of settlers, nearly all character classes have something to contribute to this campaign. Ideally, classes that don't rely on urban settings are encouraged. This doesn't mean that they

PLAYER'S GUIDE

can't survive this Adventure Path, but cosmopolitan characters won't have as many chances to shine as they would in an urban campaign. Classes that are best suited to exploration and dealing with natural hazards can find great success in this campaign, and ones that can use magic or guile to eliminate some of these hazards and challenges can excel as well.

Since all classes can find their place in the Ruins of Azlant Adventure Path, archetypes for those classes can as well. The following archetypes might work well for this Adventure Path. Keep in mind that if you are selecting an archetype to help overcome the dangers of adventuring beneath the surface of the water, some of those helpful options don't kick in for a few class levels.

The following archetypes fit the themes of this campaign.

The child of Acavna and Amaznen fighter archetype in *Pathfinder Player Companion: Arcane Anthology* draws on Azlanti lore, something of which is prevalent in this campaign. The eldritch scoundrel rogue archetype in the same book is perfect for a character delving into the ruins of ancient civilizations.

Likewise, the relic raider rogue archetype in *Pathfinder Player Companion: Black Markets* is useful for similar tasks.

Pathfinder RPG Ultimate Combat has the archaeologist bard archetype, which is well suited to exploring long-dead civilizations, and the warden ranger archetype is good for exploring uncharted islands.

If you want to give your character a leg up on aquatic adventuring, the following archetypes, listed by source, all have ways to assist a character in that endeavor.

Pathfinder Player Companion: Advanced Class Origins: Pureblade (slayer).

Pathfinder RPG Advanced Player's Guide: Aquatic druid (druid), shapeshifter (ranger; particularly the form of the otter choice).

Pathfinder RPG Advanced Race Guide: Undine adept (druid), wave warden (ranger), watersinger (bard). These archetypes are for undine characters.

Pathfinder Campaign Setting: Aquatic Adventures: Aquachymist (alchemist), aquakineticist (kineticist), aquanaut (fighter), deep shaman (shaman), drowned channeler (spiritualist), oceanrider (cavalier), pearl seeker (paladin), pelagic hunter (hunter), tidal trickster (rogue).

Pathfinder Player Companion: Dirty Tactics Toolbox: Kraken caller (druid).

Pathfinder Player Companion: Elemental Master's Handbook: Abendego diver (ranger).

Pathfinder Player Companion: Legacy of the First World: deepwater rager (barbarian).

Pathfinder RPG Ultimate Combat: Sea reaver (barbarian).

Pathfinder RPG Ultimate Magic: Oath against corruption (paladin), sea witch (witch), shark shaman (druid).

DOMAINS

Choosing a god to worship typically comes before selecting a domain, but your deity selection might hinge on what you want to get out of your cleric. With exploration as a major theme of this campaign, the Travel domain and the Exploration subdomain are great choices



for clerics. Something to keep in mind if you select the Liberation domain is that the liberation special ability automatically triggers when your character's movement would be restricted, so falling off the side of a boat into the water would start eating up those precious rounds of *freedom of movement*. Given the themes of building a colony and discovering ancient lore, Community and Knowledge would be suitable domains to choose for this campaign. If your divine caster wants to commune with the waves a bit more, selecting Water or any of its subdomains would be a good choice.

ANIMAL COMPANIONS, FAMILIARS, AND OTHERS

If you have an animal companion, eidolon, familiar, phantom, spirit animal, or the like, you can make several choices when designing your character to match your companion to the campaign. You start off in the port city of Almas, a wealthy Andoren city rich in trade, offering a wide variety of familiars and animal companions.

After your arrival in Talmandor's Bounty, the selection becomes a bit more restricted due to climate and geography. Your characters will be on an island in the middle of the ocean, and only creatures that are common to a humid subtropical climate can be found on the islands in the region. In addition to plenty of coastlines, the islands have forests, hills, mountains, and small plains flush with plenty of animals that are suitable for these terrains.

Pathfinder Player Companion: Familiar Folio introduces the patron familiar, which gains a special ability for itself. One of the options is a water patron familiar that might make it easier for a witch to explore some of the locations in this Adventure Path.

As eidolons and phantoms are far more varied and personal to the summoner or spiritualist, there are no must-have options for them, though the aquatic eidolon base form in *Ultimate Magic* is a good choice for an eidolon that can survive and thrive in the depths.

FAVORED ENEMIES AND FAVORED TERRAINS

Solid favored enemy choices in Ruins of Azlant include aberration and monstrous humanoid, and good secondary choices are humanoid (aquatic) and construct. These categories won't cover all the monsters and challenges your character will face in the campaign, but they cover plenty of ground.

This Adventure Path takes place on rocky, forested islands far from the Inner Sea region, so forest and underground make for good terrain choices. There are a number of times in this campaign where your PCs' adventures will take them beneath the waves, which makes choosing water as a favored terrain an excellent choice.

FEATS AND SKILLS

Feats that help a character explore wild lands, fight against dangerous monsters, and be self-sufficient are always good choices, and particularly in Ruins of Azlant given the campaign's focus on exploration.





PLAYER'S GUIDE

Pathfinder Player Companion: Melee Tactics Toolbox has two feats that will prove useful in parts of this campaign. Aquatic Spell allows a character to cast spells underwater with little difficulty, and Aquatic Combatant removes the penalties to fighting while underwater.

In addition, *Pathfinder Campaign Setting: Aquatic Adventures* adds a number of feats to help characters deal with aquatic combat, including new style feats, and to aid characters moving around in a foreign environment. It also provides a couple of new metamagic feats that help with casting certain types of spells, like fog-based or fire spells, underwater.

While it's not absolutely imperative, at least one character in the party should have a selection of Knowledge skills with a focus on arcana, history, and religion to help puzzle out Azlanti ruins. Other than that, most characters should be able to hold their own in dangerous environments when they have to climb or swim, and since they are part of a growing colony, being able to influence others will be of use this campaign.

LANGUAGES

As you are venturing to the shattered remains of Azlant, having someone in the party that knows a bit of ancient Azlanti could be helpful in case you come across any ruins or artifacts from thousands of years ago. Knowing that you will be living on a remote island and studying the area might point to the usefulness of learning Aquan in case you meet any aquatic natives and want to open up diplomatic relations. Other than these selections, the main importance is being able to easily communicate with your companions and the other members of the colony, and Common fulfills that goal.

RACES

The draw of exploring new land and establishing a foothold in them appeals most to humans, and since this expedition is into the heart of the ancient society that predated humanity's spread across the Inner Sea, humans are the most likely race to clamor for a place in the expedition. However, as the expedition originates in the Andoren metropolis of Almas, a wide variety of races can make sense. Essentially, any race that could be found in Almas could find its way into this campaign.

Even though dwarves, gnomes, and half-orcs have little racial connection to lost Azlant, many of them still have an urge to explore untouched lands. It's widely believed


that halflings lived among the Azlanti, so a member of that race might feel inspired to investigate this ancient claim. Elves familiar with their race's history prior to Earthfall might know that there was animosity between the elves and the Azlanti (which is why the Mordant Spire watches over ruined Azlant to this day, as they did in the past), and elves in this campaign might want to explore that millennia-old relationship.

Some races might make more sense later in the campaign rather than at the beginning. Since the expedition to Talmandor's Bounty begins in Almas, it's not as likely that exotic races would be a part of the initial expedition (of course, exceptions to this are always possible as PCs are exceptional among their kind). For example, a half-elf from the Mordant Spire could be a thematically appropriate race selection for this campaign, but it's unlikely that such a character would be hanging out in Almas applying for the expedition. An option for exploring a more exotic race later in the campaign is to change characters, having your original character fade into the background of the colony while your new character (such as a merfolk or Mordant Spire elf) enters the scene and joins up with the fledgling colonists or the rest of the party.

A minor exception to this would be gillmen. Nearly 50 years ago, a delegation of gillmen came to Almas to present to the nation of Andoran the keystone from the Arch of Aroden as a gift. While many of those gillmen who originally made this gesture would be old by now, your character could be the child or grandchild of one of these diplomats. (If you choose to play a gillman in this Adventure Path, make sure to look up the lore surrounding them; this race has some significant weaknesses that, given the themes of this campaign, might place them at a serious disadvantage compared to other races.)

Dwarves focused on fighting against aberrations can select the deep warrior (*Advanced Race Guide*) or the sense aberration (*Pathfinder RPG Horror Adventures*) alternate racial traits, and those looking to dive into the depths can select the saltbeard alternate racial trait (*Advanced Race Guide*).

Advanced Race Guide also has the spirit of the waters alternate racial trait for elves, the heart of the sea alternate racial trait for humans, and water child alternate racial trait for half-elves as options for characters in aquatic environments. In addition, undines have a number of helpful options in *Advanced Race Guide*, such as the amphibious, deepsight, and terrain chameleon alternate racial traits.



WANT TO READ MORE?

A number of other books can help compliment your Ruins of Azlant Adventure Path experience. Listed below are other sources that, while not necessary, can greatly enhance the experience of playing through this campaign.

FOR GAME MASTERS

The best resource for running this Adventure Path is *Pathfinder Campaign Setting: Aquatic Adventures*. Within you can find more information about the Arcadian Ocean, the body of water in which the campaign takes place, as well as rules for adjudicating underwater combat. The book also includes a host of new archetypes, class features, feats, and equipment for GMs and players alike.

Since *Aquatic Adventures* builds on rules for adventuring in watery environments, brushing up on these rules in the *Pathfinder RPG Core Rulebook* and *Pathfinder RPG GameMastery Guide* isn't a bad plan. Many of these rules have been reprinted at the end of this player's guide to serve as a helpful reference for both the GM and players.

FOR PLAYERS

As mentioned above, *Aquatic Adventures* can be a great resource for players as well. Inside that book you'll find archetypes and other rules to help your character excel beneath the waves. While tailored for more exotic races, *Pathfinder Player Companion: Blood of the Sea* has plenty of resources for land-based races as well, and some of these options might mean the difference between life or death among the waves.

Half-elves with aquatic elf heritage can use the shoreborn subrace found in *Pathfinder Player Companion: Bastards of Golarion*, and shoreborn half-elves can choose the child of the sea alternate racial trait.

For a creepier take on humanity, humans can select the aquatic ancestry alternate racial trait in *Pathfinder RPG Horror Adventures*. Changelings spawned from sea hags have the sea lungs special ability, but they can trade that for the ocean's daughter alternate racial trait if the character is more interested in swimming than holding her breath. These rules can be found in *Pathfinder RPG Advanced Race Guide*.

RELIGION

While the venture that brings you to Talmandor's Bounty is a secular one, there isn't any judgment against the faithful. An exception to this would be the veneration of any evil deities, as those don't lend themselves to ideals of cooperation and building community. It's possible you are aware of other members of your particular expedition, and as such you might have learned that an Abadaran priest and an Erastilian priest are traveling with you.

TRAITS

In addition to the campaign traits listed on pages 9–11 of this player's guide, players might consider several other traits suitable to this campaign. In addition to traits that are a good fit for your particular character, traits that aid in exploration, discovery of ancient relics, and ways to expand your knowledge of the world fit well in this campaign.

Garundi characters might be interested in the relic hunter race trait in *Pathfinder Player Companion: People of the Sands* as it pertains to uncovering ancient magical devices in long-lost ruins. Likewise, the pragmatic activator magic trait in *Pathfinder RPG Ultimate Campaign* can aid in this endeavor. Similarly, the scholar of ruins human race trait, also from *Ultimate Campaign*, could be useful in this campaign.

Pathfinder Player Companion: People of the Stars offers the born under the stranger combat trait that can help when feinting against aberrations.

If you are looking for ways to help your character with swimming and dealing with the difficulties and challenges of aquatic terrain, consider some of the following traits. *Pathfinder Player Companion: Blood of the Elements* has the aquatic survivor region trait. *Pathfinder Campaign Setting: Inner Sea Gods* has the strong swimmer religion trait for characters who worship Gozreh. *Pathfinder Player Companion: Inner Sea Primer* has a couple of region traits: Oagon diver for characters from the Sodden Lands and Mordant heritage for characters from the Steaming Sea. The pearl diver race trait in *Pathfinder Player Companion: People of the Sands* could be helpful for half-elves, and if your GM allows undines, the slippery step race trait in the same book might be a good trait choice. The regional traits sea-souled and river rat from *Ultimate Campaign* could represent characters who come from places that might make them better at dealing with the dangers of watery environments.

PLAYER'S GUIDE

RUINS OF AZLANT CAMPAIGN TRAITS

When the Bountiful Venture Company announced this expedition to lost Azlant, many people were excited and came to Almas from all around Avistan and Garund in hopes of being selected for the colony. Competition was fierce, especially for the founding journey. Many who were in the running for that first trip but weren't selected were automatically slated for the second outing. Others had to compete with plentiful applicants to get a spot on the *Peregrine*. For one reason or another, you either didn't apply weren't selected for the first trip and now you have to stand out among a large crowd of qualified applicants.

The following campaign traits represent an element of your character or ability that edged out other applicants and led to the Bountiful Venture Company choosing you as one of their colonists.

Athletic: You have always had a knack for physical activity. You either grew up in a rural area and had an active childhood where you were always climbing trees, swimming in lakes and rivers, and clambering up rocky hillsides, or you competed in and excelled at contests or sports while growing up in a larger settlement. Due to this background, little can slow you down or inhibit your movements. When the Bountiful Venture Company interviewed you, they noticed your stature and physicality, and they chose you for the colonial expedition knowing that a strong back is always helpful in a growing colony.

You reduce your armor check penalty by a number equal to one-third your character level (minimum 1) for purposes of Acrobatics, Climb, and Swim checks, and you gain a +1 trait bonus to one of these three skills, chosen when you take this trait.

Azlanti Scholar: You are familiar with an aspect of Azlanti lore. Maybe you first became enamored with this ancient culture after

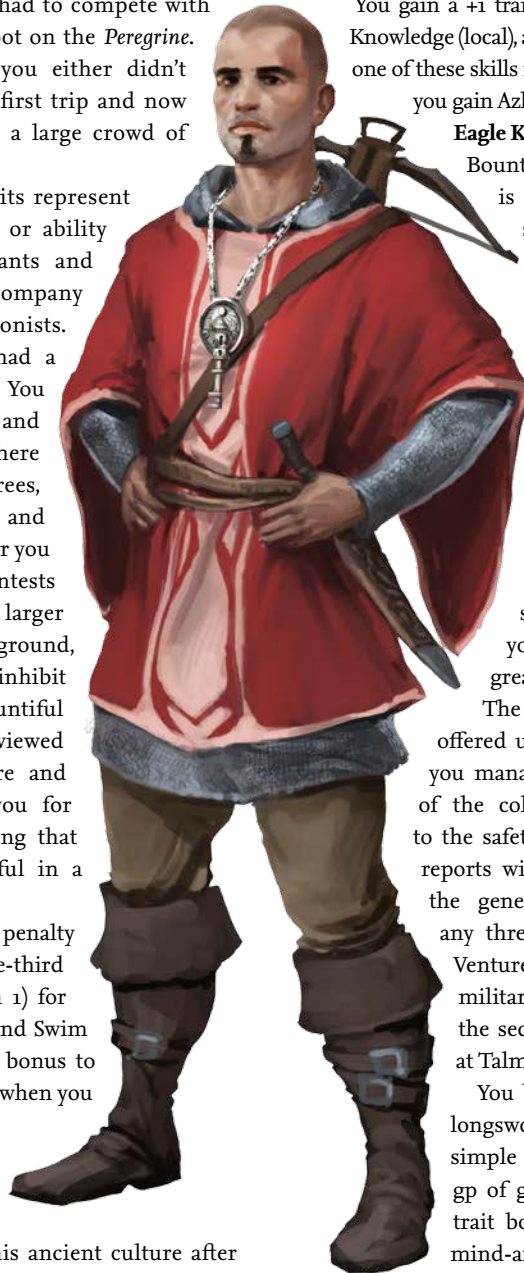
stumbling across a copy of the first volume of the *Pathfinder Chronicles* or after learning about Azlant in a university or another type of formal education. Perhaps your parents or guardians were scholars and you've grown up hearing about and reading about the ancient Azlanti. For years you dreamed about visiting the continent's ruins and returning with a discovery that could propel your career. Due to this scholarly bent, the Bountiful Venture Company selected you to join the colony at Talmandor's Bounty.

You gain a +1 trait bonus on Knowledge (history), Knowledge (local), and Use Magic Device checks, and one of these skills is a class skill for you. In addition, you gain Azlanti as a bonus language.

Eagle Knight Recruit: Since Talmandor's Bounty is an Andoren colony and is unlikely to see the threat of slavery, the presence of the Eagle Knights isn't strongly needed, and the Bountiful Venture Company would prefer to not have that organization immediately associated with the colony (despite the colony's name having been derived from the Eagle Knights' patron, Talmandor). However, the need for safety can't be overlooked. You were a soldier in the Andoren army or you were a civilian who showed great promise in military matters.

The Eagle Knights recruited you and offered unofficial Eagle Knight status if you managed to make it into the ranks of the colonists. There, you would see to the safety of the colony and send back reports with each supply ship regarding the general state of the colony and any threats you notice. The Bountiful Venture Company admired your military prowess and selected you for the second wave of colonists to arrive at Talmandor's Bounty.

You begin play with a breastplate, a longsword (or some other martial or simple weapon), and an additional 100 gp of gear. In addition, you gain a +1 trait bonus on saving throws against mind-affecting effects.



Employee: You have worked for the Bountiful Venture Company or you are the child of one of its current employees. This connection helped you get a leg up on the competition to get involved in the establishment of Talmandor's Bounty. The company didn't want nepotism to show through too strongly, so you weren't included in the first wave of colonists and instead have been selected to accompany the second wave of colonists to the island. You don't want people to know that you're part of the company, but your contacts in the Bountiful Venture Company didn't necessarily tell you that you needed to keep it a secret.

You begin play with an additional 150 gp of equipment and know (at least in some capacity) one of the other company employees: Lyra Heatherly, Perrell Beys, or Ramona Avandth. Due to your association with the Bountiful Venture Company, your words and ideas may carry additional weight with the other employees of the company. (Your GM can grant a +1 circumstance bonus on Diplomacy checks in regards to these people in certain situations.) In addition, you gain a +1 trait bonus on Bluff checks, and Bluff is always a class skill for you.

Expert Explorer: Adventurous scholars raised you, or perhaps you were born during an expedition and haven't known any other life. You get fidgety and impatient when you become too familiar with a certain place. You are used to having excitement and the quest for knowledge guides your path in life, and you picked up a number of skills along the way that relate to this lifestyle. During your interview with the Bountiful Venture Company, they were impressed with the diverse locations you've visited in your life and selected you because of your skills in maneuvering uncharted territory.

Choose one Knowledge skill when you gain this trait. You gain a +1 trait bonus to check with that Knowledge skill and Survival checks, and either that Knowledge skill or Survival is a class skill for you. In addition, you treat the machete as a simple weapon.

Following in the Footsteps: One of your dear friends or family members was part of the first wave of colonists to be selected by the Bountiful Venture Company to establish Talmandor's Bounty. You applied for the first wave as well, but weren't selected. Now that you've made your way into the second wave, you can't wait to be reunited with your family member. Your devotion to your family or friends is important to you, and it shows not only in how you feel about that friend or family member you are soon to reunite with, but also in how you treat other people with respect.

Whenever you use the aid another action to aid an adjacent ally, increase the bonus you grant your ally by 1. In addition, due to your positive and helpful nature, you gain a +1 trait bonus on Diplomacy checks.

Healthy: You come from a long line of hale and long-lived people. Growing up, you rarely got sick and had enough energy to run all day if it suited you. You don't get as tired as other people and repeated physical activities don't seem to bother you much. You were selected as part of the expedition because the Bountiful Venture Company saw great importance and promise in your robust health.

You gain a +1 trait bonus on Fortitude saves, Swim checks to prevent nonlethal damage from fatigue after swimming for more than an hour at a time, and Constitution checks to prevent fatigue. In addition, you can hold your breath for a number of rounds equal to 3 times your Constitution score.

Pathfinder Recruit: Explore, report, and cooperate. This is the credo you've lived by since you've joined the Pathfinder Society, and after hearing about the expedition to found Talmandor's Bounty you applied, eager to see the remains of Azlant. However, you quickly learned that the Bountiful Venture Company wasn't interested in involving the Pathfinder Society in the formation of the colony. This struck you as strange, because who else has as keen an understanding of some of the elements of ancient Azlant as the Pathfinder Society? Regardless, you went through the application process, making sure to highlight all of your applicable skills and experience while keeping your involvement in the Society to yourself. You were elated to receive notice that you were selected for the second wave of colonists bound for the broken continent of Azlant.

You begin play with a standard *wayfinder* (see sidebar on page 11) and you gain a +1 trait bonus on initiative checks.

Resourceful: You've always had a knack for building and repairing things. As a kid, you always got into your parents' tools and tinkered with things around the house. As you got older, you started making things not only to entertain yourself but also to take in a little extra money. People have noticed your skill and have frequently come to you to make something for them or to repair a pesky device or item. Every time you've amazed them at how quickly you do your work and how few resources you squander in the process. Likewise, the Bountiful Venture Company noticed your skill at not only creating wonderful wares, but also how effortlessly and efficiently you work in your

PLAYER'S GUIDE

trade. You always seem to make do with less, often in unexpected ways.

Choose one Craft or Profession skill when you gain this trait. You gain a +1 trait bonus on checks with that skill. In addition, the time required for you to create a magic item is decreased. You require only 8 hours for every 1,500 gp in the item's base price (instead of the normal 8 hours per 1,000 gp). You can create potions and scrolls whose base price is 375 gp in just 2 hours; potions and scrolls with a base price more than 375 gp but less than 1,500 gp take 8 hours to create, just like any other magic item.

Seasoned Hunter: You grew up hunting every season, any season. Maybe you grew up in a rural area and hunted to put food on the table, or perhaps you come from a comfortable lifestyle where hunting for sport is an excellent excuse to camp in the wilderness and hone your skills. After sharing stories of your most exciting hunts and proving to them that you can hit a bull's eye at 100 feet, the Bountiful Venture Company selected you for the expedition assured that you can provide food and security to the young colony.

Pick one of the following creature types: aberration, animal, magical beast, or vermin. You gain a +1 trait bonus on attack rolls or damage rolls (choose one; once chosen it can't be changed) against creatures of that type.

Set Mind: Every time that you've said you'd do something, you've made sure to follow through. You can't remember a time when you weren't this way. People have a hard time making you change your mind once you've set yourself on a certain path. You might be exceptionally stubborn or you may just have a particular determination. Either way, you're going to keep doing what you set your mind to. The Bountiful Venture Company recognized this useful trait of yours and selected you for the second wave of colonists because of your great resolve and unswerving dedication to what you set your mind upon.

Once per day when you fail a saving throw against a charm or compulsion effect that would cause you to act differently than you normally would, you can immediately reroll that saving throw as a free action. You must take the second result, even if it's worse.

Skillful: You've always been interested in a wide array of things, and growing up you've spent time honing some of these talents, which has helped you



WAYFINDER

This is a basic version of the *wayfinder* carried by most Pathfinders as a badge of office. More elaborate and powerful *wayfinders* are detailed in *Pathfinder Campaign Setting: Pathfinder Society Field Guide*.

WAYFINDER

PRICE
500 GP

SLOT none

CL 5th

WEIGHT 1 lb.

AURA faint evocation

A small magical device patterned on the design of ancient Azlanti relics, a *wayfinder* is a compact compass typically made from silver and bearing gold accents. While it serves as a badge of office for agents of the Pathfinder Society, a *wayfinder* is as much a handy tool as a status symbol. With a command word, you can cause a *wayfinder* to shine (as the *light* spell). A *wayfinder* also acts as a nonmagical (magnetic) compass, granting you a +2 circumstance bonus on Survival checks to avoid becoming lost. All *wayfinders* feature a small indentation designed to hold a single *ioun stone*. An *ioun stone* slotted in this manner grants you its normal benefits as if it were orbiting your head; some *ioun stones* can grant additional powers once they are fitted into a *wayfinder*, at the GM's discretion.

CONSTRUCTION REQUIREMENTS

COST 250 GP

Craft Wondrous Item, *light*

in life. Some have attributed your successes to luck, but others have recognized what you truly have—skill. This interest in and practice of a diverse array of skills and abilities has served you well in a number of different jobs, and following in your varied interests you learned of the expedition to the ruins of Azlant. After your application, the Bountiful Venture Company selected you for the expedition because your skillful approach to matters would be helpful for a growing colony.

Once per day when you fail an Acrobatics, Climb, Spellcraft, Stealth, or Use Magic Device check, you can immediately reroll that check as a free action. You must take the second result, even if it's worse.

JOINING YOU ON THE VOYAGE

After spending 6 weeks on the open water aboard a sailing vessel named *Peregrine*, your character has a chance to get to know the other PCs as well as the other people on the ship. **Captain Jacob Markosi** (LN male middle-aged human fighter 5/expert 2), a blue-eyed man in his 40s, leads the *Peregrine's* crew. He's



a fair man, and steadfastly loyal to his crew, even above his loyalty to the Bountiful Venture Company. Directly below him is **First Mate Naerath** (NG female half-elf fighter 2/rogue 2), a half-elf from Andoran. The *Peregrine's* navigator is a woman with a powerful presence named **Tyra Swain** (N female human oracle^{APG} 3), and a burly half-orc named **Raerg** (N male half-orc brawler^{ACG} 4) serves as the boatswain. The final officer on board is **Bean Counter Brady** (LN female halfling expert 2/ranger 2) who serves as quartermaster. The *Peregrine* also has 16 sailors who work the rigging and keep the ship tidy.

The passengers on the *Peregrine* consist of all the colonists, the PCs included, who are part of the second wave of settlers to Talmandor's Bounty. In addition to 6 colonial soldiers, the following people accompany the PCs and 36 other colonists.

Alba Divenvaar (LN female middle-aged dwarf alchemist^{ACG} 4) has traveled the Inner Sea extensively in her years, and longs to one day make it to the shores of Arcadia to discover the alchemical secrets of that land.

Anya Sandstrider (CG female human ranger 3) is a Shoanti exile from the Cinderlands. She comes across gruff, but this is just a cover for her kind nature. The skills she displayed as a hunter and naturalist led to her inclusion on the expedition.

Carver Hastings (NG male human bard [archaeologist^{UC}] 4) is an aloof and serious explorer who joined the expedition as a soldier despite his academic yearnings. He is incredibly interested in the history of the region.

Eamon Caranth (LG male half-elf cleric of Erastil 3) is a relaxed and friendly priest who can often be found joking and playfully arguing with his longtime friend Kurvis. He eagerly helps others out on the ship.

Harcourt Carrolby (LN male human aristocrat 4) came from a wealthy family of horse breeders and is a bit of a snob. He joined the expedition to Talmandor's Bounty to establish a stable and ranch on the island.

Kurvis Nurpico (LN male middle-aged human cleric of Abadar) is the other priest among this second wave of colonists. He outwardly appears to be a curmudgeon, but at times his expression softens.

Luetin Calewick (N male human commoner 1/expert 3) is a balding man with a bushy moustache who is traveling to Talmandor's Bounty to serve as an assistant to the blacksmith who arrived in the first wave of colonists. He's harmless enough, but often rubs people the wrong way, and is prone to sizing people up to determine their



PLAYER'S GUIDE

attitudes and opinions, often adjusting his own in order to fit in with those he associates with.

Lyra Heatherly (CG female half-elf expert 3/ranger [guide^{APC}] 1) is a surveyor with a penchant for danger and is an employee of the Bountiful Venture Company.

Perrell Beys (LN female human expert 3/rogue 1), an employee of the Bountiful Venture Company, is a scholar and historian who plans to document the growth of the colony and provide advice on any ruins or ancient relics the colonists come in contact with.

Ramona Avandth (NG female human bard 5) is the Bountiful Venture Company's designated leader for the colony, sent along in the second wave to relieve the leader of the first wave of colonists.

Your GM has more information on these individuals should you roleplay part of the journey to Talmandor's Bounty.

BASIC AQUATIC RULES

Only a small portion of the *Pathfinder RPG Core Rulebook* addresses underwater combat, and much of it assumes that the PCs will be outside of the water while their enemies are beneath the water's surface. *Pathfinder RPG GameMastery Guide* provides an expansion on what appears in the Core Rulebook and clarifies that the rules presented in the Core Rulebook are written with the assumption that the character using the rules there are not native to aquatic environments. Rules for aquatic combat that appear in both of these sources has been reprinted below for ease of use.

For more rules on underwater combat, see *Pathfinder Campaign Setting: Aquatic Adventures*.

AQUATIC TERRAIN

Aquatic terrain is the least hospitable to most PCs, because they can't breathe there. Aquatic terrain doesn't offer the variety that land terrain does. The ocean floor holds many marvels, including undersea analogues of any of the terrain elements described earlier in this section, but if characters find themselves in the water because they were bull rushed off the deck of a pirate ship, the tall kelp beds hundreds of feet below them don't matter. Accordingly, these rules simply divide aquatic terrain into two categories: flowing water (such as streams and rivers) and non-flowing water (such as lakes and oceans).

Flowing Water: Large, placid rivers move at only a few miles per hour, so they function as still water for most purposes. But some rivers and streams are swifter; anything floating in them moves downstream

at a speed of 10 to 40 feet per round. The fastest rapids send swimmers bobbing downstream at 60 to 90 feet per round. Fast rivers are always at least rough water (Swim DC 15), and whitewater rapids are stormy water (Swim DC 20). If a character is in moving water, move her downstream the indicated distance at the end of her turn. A character trying to maintain her position relative to the riverbank can spend some or all of her turn swimming upstream.

Swept Away: Characters swept away by a river moving 60 feet per round or faster must make successful DC 20 Swim checks every round to avoid going under. If a character gets a check result of 5 or more over the minimum necessary, she arrests her motion by catching a rock, tree limb, or bottom snag—she is no longer being carried along by the flow of the water. Escaping the rapids by reaching the bank requires three successful DC 20 Swim checks in a row. Characters arrested by a rock, limb, or snag can't escape under their own power unless they strike out into the water and attempt to swim their way clear. Other characters can rescue them as if they were trapped in quicksand (described in Marsh Terrain on page 427 of the *Core Rulebook*).

Non-Flowing Water: Lakes and oceans simply require a swim speed or successful Swim checks to move through (DC 10 in calm water, DC 15 in rough water, DC 20 in stormy water). Characters need a way to breathe if they're underwater; failing that, they risk drowning. When underwater, characters can move in any direction.

Stealth and Detection Underwater: How far you can see underwater depends on the water's clarity. As a guideline, creatures can see 48×10 feet if the water is clear, and 18×10 feet if it's murky. Moving water is always murky, unless it's in a particularly large, slow-moving river.

It's hard to find cover or concealment to hide underwater (except along the sea floor).

Invisibility: An invisible creature displaces water and leaves a visible, body-shaped "bubble" where the water was displaced. The creature still has concealment (20% miss chance), but not total concealment (50% miss chance).

UNDERWATER COMBAT

Land-based creatures can have considerable difficulty when fighting in water. Water affects a creature's attack rolls, damage, and movement. In some cases a creature's opponents might get a bonus on attacks. The effects are summarized in the Combat Adjustments Underwater table on page 14. They apply whenever a character is

COMBAT ADJUSTMENTS UNDERWATER

Condition	Attack/Damage			
	Slashing or Bludgeoning	Piercing	Movement	Off Balance? ¹
<i>Freedom of movement</i>	Normal/normal	Normal/normal	Normal	No
Has a swim speed	-2/half	Normal	Normal	No
Successful Swim check	-2/half ²	Normal	Quarter or half ³	No
Firm footing ⁴	-2/half ²	Normal	Half	No
None of the above	-2/half ²	-2/half	Normal	Yes

¹ Creatures flailing about in the water (usually because they failed their Swim checks) have a hard time fighting effectively. An off-balance creature loses its Dexterity bonus to Armor Class, and opponents gain a +2 bonus on attacks against it.

² A creature without freedom of movement effects or a swim speed makes grapple checks underwater at a -2 penalty, but deals damage normally when grappling.

³ A successful Swim check lets a creature move one-quarter its speed as a move action or one-half its speed as a full-round action.

⁴ Creatures have firm footing when walking along the bottom, braced against a ship's hull, or the like. A creature can only walk along the bottom if it wears or carries enough gear to weigh itself down: at least 16 pounds for Medium creatures, twice that for each size category larger than Medium, and half that for each size category smaller than Medium.

swimming, walking in chest-deep water, or walking along the bottom of a body of water.

Ranged Attacks Underwater: Thrown weapons are ineffective underwater, even when launched from land. Attacks with other ranged weapons take a -2 penalty on attack rolls for every 5 feet of water they pass through, in addition to the normal penalties for range.

Attacks from Land: Characters swimming, floating, or treading water on the surface, or wading in water at least chest deep, have improved cover (+8 bonus to AC, +4 bonus on Reflex saves) from opponents on land. Land-bound opponents who have *freedom of movement* effects ignore this cover when making melee attacks against targets in the water. A completely submerged creature has total cover against opponents on land unless those opponents have *freedom of movement* effects. Magical effects are unaffected except for those that require attack rolls (which are treated like any other effects) and fire effects.

Fire: Nonmagical fire (including alchemist's fire) does not burn underwater. Spells or spell-like effects with the fire descriptor are ineffective underwater unless the caster makes a caster level check (DC 20 + spell level). If the check succeeds, the spell creates a bubble of steam instead of its usual fiery effect, but otherwise the spell works as described. A supernatural fire effect is ineffective underwater unless its description states otherwise. The surface of a body of water blocks line of effect for any fire spell. If the caster has succeeded at the caster level check to make the fire spell usable underwater, the surface still blocks the spell's line of effect.

Spellcasting Underwater: Casting spells while submerged can be difficult for those who cannot

breathe underwater. A creature that cannot breathe water must succeed at a concentration check (DC 15 + spell level) to cast a spell underwater (this is in addition to the caster level check to successfully cast a fire spell underwater). Creatures that can breathe water are unaffected and can cast spells normally. Some spells might function differently underwater, subject to GM discretion.

ADAPTING TO AQUATIC ENVIRONMENTS

The rules presented in the *Pathfinder RPG Core Rulebook* for underwater combat apply to creatures not native to this dangerous environment, such as most PCs. For extended aquatic adventures or for particularly deep explorations, PCs will doubtless need to use magic to continue their adventures. *Water breathing* is of obvious use, while *endure elements* can help with temperature. Pressure damage can be avoided entirely with effects such as *freedom of movement*. Polymorph spells are perhaps the most useful in water, though, if the form assumed is aquatic in nature.

Natural Adaptation: Any creature that has the aquatic subtype can breathe water easily and is unaffected by water temperature extremes that are found in that creature's typical environment. Aquatic creatures and creatures with the hold breath ability are much more resistant to pressure damage; they do not suffer damage from pressure unless they are moved instantaneously from one depth to another in the blink of an eye (in which case they adapt to the pressure change after successfully making five successive Fortitude saves against the pressure effects).



WATER DANGERS

Any character can wade in relatively calm water that isn't over his head, no check required. Similarly, swimming in calm water only requires Swim skill checks with a DC of 10. Trained swimmers can just take 10. Remember, however, that armor or heavy gear makes any attempt at swimming much more difficult (see the Swim skill description on page 108 of the *Core Rulebook*).

By contrast, fast-moving water is much more dangerous. Characters must make a successful DC 15 Swim check or a DC 15 Strength check to avoid going under. On a failed check, the character takes 1d3 points of nonlethal damage per round (1d6 points of lethal damage if flowing over rocks and cascades).

Very deep water is not only generally pitch black, posing a navigational hazard, but worse, deals water pressure damage of 1d6 points per minute for every 100 feet the character is below the surface. A successful Fortitude save (DC 15, +1 for each previous check) means the diver takes no damage in that minute. Very cold water deals 1d6 points of nonlethal damage from hypothermia per minute of exposure.

DROWNING

Any character can hold her breath for a number of rounds equal to twice her Constitution score. If a character takes a standard or full-round action, the remaining duration that the character can hold her breath is reduced by 1 round. After this period of time, the character must succeed at a DC 10 Constitution check every round in order to continue holding her breath. Each round, the DC increases by 1.

When the character fails this Constitution check, she begins to drown. In the first round, she falls unconscious (0 hp). In the following round, she drops to -1 hit points and is dying. In the third round, she drowns. Unconscious characters must begin attempting Constitution checks immediately upon being submerged (or upon becoming unconscious if the character was conscious when submerged). Once she fails one of these checks, she immediately drops to -1 (or loses 1 additional hit point, if her total is below -1). On the following round, she drowns.

It is possible to drown in substances other than water, such as sand, quicksand, fine dust, and silos full of grain.

OPEN GAME LICENSE Version 1.0a

The following text is the property of Wizards of the Coast, Inc. and is Copyright 2000 Wizards of the Coast, Inc. ("Wizards"). All Rights Reserved.

1. Definitions: (a) "Contributors" means the copyright and/or trademark owners who have contributed Open Game Content; (b) "Derivative Material" means copyrighted material including derivative works and translations (including into other computer languages), potation, modification, correction, addition, extension, upgrade, improvement, compilation, abridgment or other form in which an existing work may be recast, transformed or adapted; (c) "Distribute" means to reproduce, license, rent, lease, sell, broadcast, publicly display, transmit or otherwise distribute; (d) "Open Game Content" means the game mechanic and includes the methods, procedures, processes and routines to the extent such content does not embody the Product Identity and is an enhancement over the prior art and any additional content clearly identified as Open Game Content by the Contributor, and means any work covered by this License, including translations and derivative works under copyright law, but specifically excludes Product Identity. (e) "Product Identity" means product and product line names, logos and identifying marks including trade dress; artifacts, creatures, characters, stories, storylines, plots, thematic elements, dialogue, incidents, language, artwork, symbols, designs, depictions, likenesses, formats, poses, concepts, themes and graphic, photographic and other visual or audio representations; names and descriptions of characters, spells, enchantments, personalities, teams, personas, likenesses and special abilities; places, locations, environments, creatures, equipment, magical or supernatural abilities or effects, logos, symbols, or graphic designs; and any other trademark or registered trademark clearly identified as Product identity by the owner of the Product Identity, and which specifically excludes the Open Game Content; (f) "Trademark" means the logos, names, mark, sign, motto, designs that are used by a Contributor to identify itself or its products or the associated products contributed to the Open Game License by the Contributor (g) "Use", "Used" or "Using" means to use, Distribute, copy, edit, format, modify, translate and otherwise create Derivative Material of Open Game Content. (h) "You" or "Your" means the licensee in terms of this agreement.

2. The License: This License applies to any Open Game Content that contains a notice indicating that the Open Game Content may only be Used under and in terms of this License. You must affix such a notice to any Open Game Content that you Use. No terms may be added to or subtracted from this License except as described by the License itself. No other terms or conditions may be applied to any Open Game Content distributed using this License.

3. Offer and Acceptance: By Using the Open Game Content You indicate Your acceptance of the terms of this License.

4. Grant and Consideration: In consideration for agreeing to use this License, the Contributors grant You a perpetual, worldwide, royalty-free, non-exclusive license with the exact terms of this License to Use, the Open Game Content.

5. Representation of Authority to Contribute: If You are contributing

original material as Open Game Content, You represent that Your Contributions are Your original creation and/or You have sufficient rights to grant the rights conveyed by this License.

6. Notice of License Copyright: You must update the COPYRIGHT NOTICE portion of this License to include the exact text of the COPYRIGHT NOTICE of any Open Game Content You are copying, modifying or distributing, and You must add the title, the copyright date, and the copyright holder's name to the COPYRIGHT NOTICE of any original Open Game Content you distribute.

7. Use of Product Identity: You agree not to Use any Product Identity, including as an indication as to compatibility, except as expressly licensed in another, independent Agreement with the owner of each element of that Product Identity. You agree not to indicate compatibility or co-adaptability with any Trademark or Registered Trademark in conjunction with a work containing Open Game Content except as expressly licensed in another, independent Agreement with the owner of such Trademark or Registered Trademark. The use of any Product Identity in Open Game Content does not constitute a challenge to the ownership of that Product Identity. The owner of any Product Identity used in Open Game Content shall retain all rights, title and interest in and to that Product Identity.

8. Identification: If you distribute Open Game Content You must clearly indicate which portions of the work that you are distributing are Open Game Content.

9. Updating the License: Wizards or its designated Agents may publish updated versions of this License. You may use any authorized version of this License to copy, modify and distribute any Open Game Content originally distributed under any version of this License.

10. Copy of this License: You MUST include a copy of this License with every copy of the Open Game Content You distribute.

11. Use of Contributor Credits: You may not market or advertise the Open Game Content using the name of any Contributor unless You have written permission from the Contributor to do so.

12. Inability to Comply: If it is impossible for You to comply with any of the terms of this License with respect to some or all of the Open Game Content due to statute, judicial order, or governmental regulation then You may not Use any Open Game Material so affected.

13. Termination: This License will terminate automatically if You fail to comply with all terms herein and fail to cure such breach within 30 days of becoming aware of the breach. All sublicenses shall survive the termination of this License.

14. Reformation: If any provision of this License is held to be unenforceable, such provision shall be reformed only to the extent necessary to make it enforceable.

15. COPYRIGHT NOTICE

Open Game License v 1.0a © 2000, Wizards of the Coast, Inc.

System Reference Document © 2000, Wizards of the Coast, Inc.; Authors: Jonathan Tweet, Monte Cook, and Skip Williams, based on material by E. Gary Gygax and Dave Arneson.

Ruins of Azlant Player's Guide © 2017, Paizo Inc.; Author: Adam Daigle.